

## Instructions for Applying to Crossroads Program through CARAT

1. Go to this [link](#) and click “Register for a new XID”. You **MUST** do this in order to apply. While applying for an XID make sure to fill in the **Email Address, First Name, and Last Name**. Please choose "Please use my email address as my login id" when prompted.

### Create New XID

Please enter your information in the fields below. Note that the login id is case sensitive. This means that a login id value of 'john\_doe' will be different than a login id value of 'John\_Doe'. So when you log in at the HarvardKey login page, you must type your login id exactly as you enter it here.

However, the email address is **not** case sensitive. So an email address of 'john\_doe@harvard.edu' is considered the same as a value of 'John\_Doe@Harvard.Edu'. If you are choosing the option of using your email address as your login id, these rules will still apply. This means that when you log in at the HarvardKey login page, you must type your email address exactly as you enter it here.

**If entering an email address, please make sure to confirm it and double check the address for accuracy.** Entering an incorrect email address will prevent you from receiving an activation email and completing the registration process.

Be aware that XID account creation is almost instantaneous, but new account data may not be available to systems using XIDs for up to a few hours. (New XID users will be able to log in to the XID web site, but may not be able to access any other applications during that time period.)

Email address:

Email address confirmation:

Please use my email address as my login id.

Login Id:

Prefix:

First name:

Middle name:

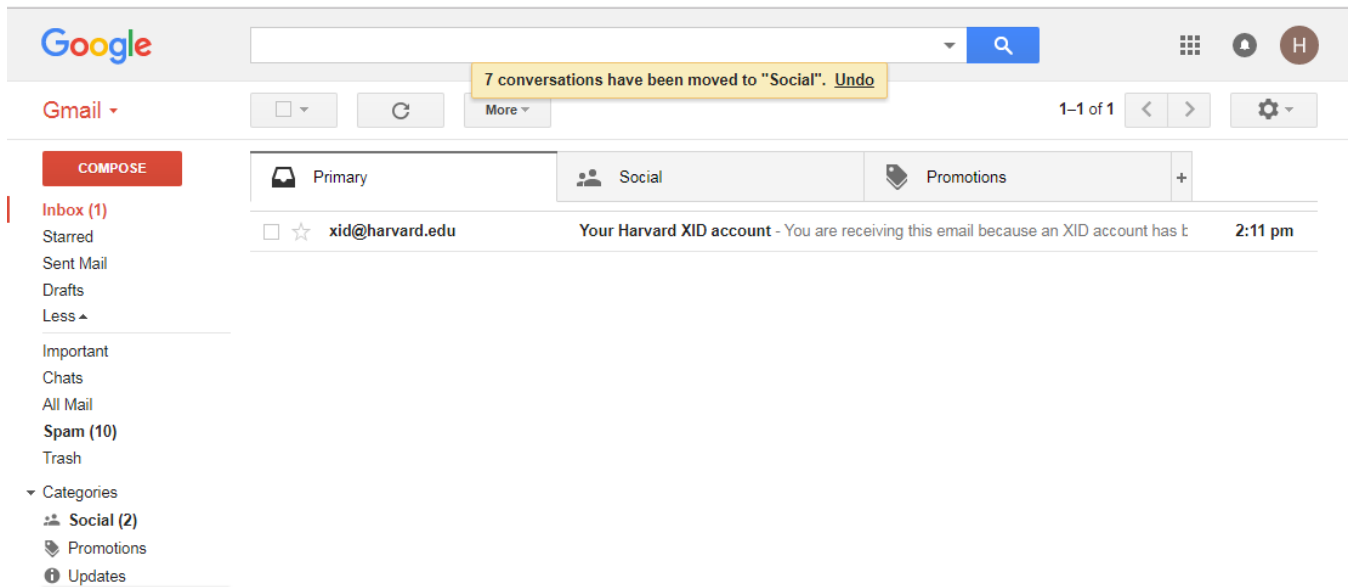
Last name:

Suffix:

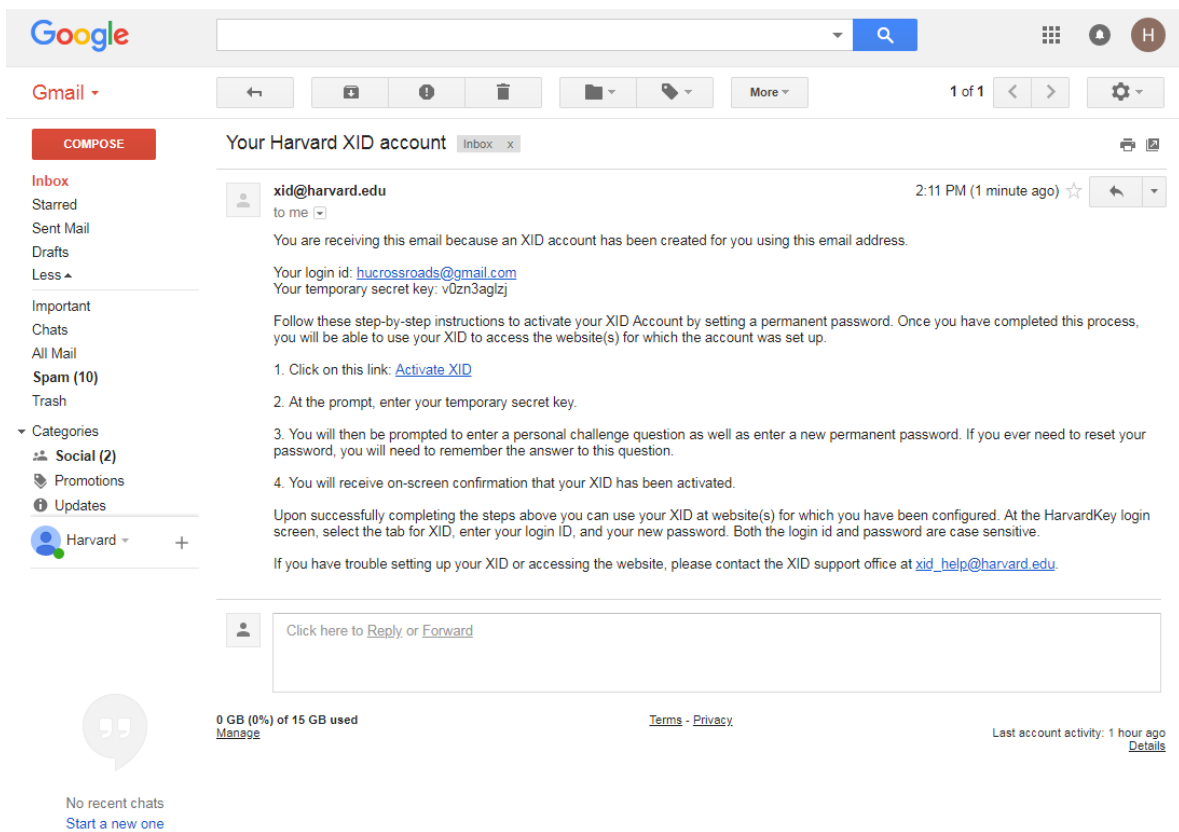
2. Once you fill in this information and click “Register” you will be taken to the below screen. The screen should say that your account has been created successfully. If you ever need to change your password or edit your XID account, you may go back to this [link](#).

The screenshot shows the Harvard XID management site. At the top left is the Harvard logo. In the top right, it says "xid management site" next to a padlock icon. Below the header is a blue navigation bar with "XID Home" as a link. Underneath is a "Main Menu" section with a red notification: "Your account has been created successfully and an email has been sent to the email address that you supplied during registration. When you receive the email, follow the included instructions in order to activate your account and start using your new XID." Below the notification are three menu items, each with a key icon: "Register for a New XID Account", "Edit Your XID Account", and "Change Your Password". At the bottom, there are links for "Policy", "FAQ", "Contact Us", and "Privacy", followed by the copyright notice: "© 2015 The President and Fellows of Harvard College".

3. Login to the email that you provided when requesting an XID and follow the instructions on the email from the XID system. If you do not see it on your inbox, please check your spam folder. **Please make sure to do this step before applying to the workshop through CARAT.**



4. Follow the instructions detailed in the email.



5. When you click on the “Activate XID” link listed in the email, you will be taken to the below page. Please enter the temporary secret key password included in the email:



[Main Menu](#)

### Password Challenge/Response

Please enter the temporary secret key that you received by email.

Response:

6. After you enter and submit the temporary secret key password, you will be taken to the below page. Please create a challenge question, response, and password. You will be using this password to log into CARAT.



### Set Password

Your password challenge and response are used when you wish to reset your password. You will be prompted with the challenge that you enter below and expected to answer with the response that you are providing.

The password that you enter here will act as your personal XID password. You will use it to authenticate yourself on the HarvardKey login page whenever you attempt to access a web site that requires you to login.

Please note that these fields are case sensitive, so you will need to remember exactly how you entered these values.

[Personal Challenge & Response Guidelines](#)

Enter a **personal challenge**:

(Example: What's the name of my favorite food and the name of my favorite vacation spot?)

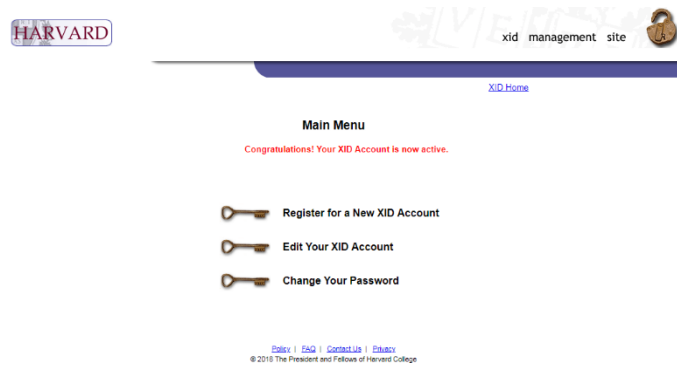
Enter a **response** to your personal challenge:

Confirm your response:

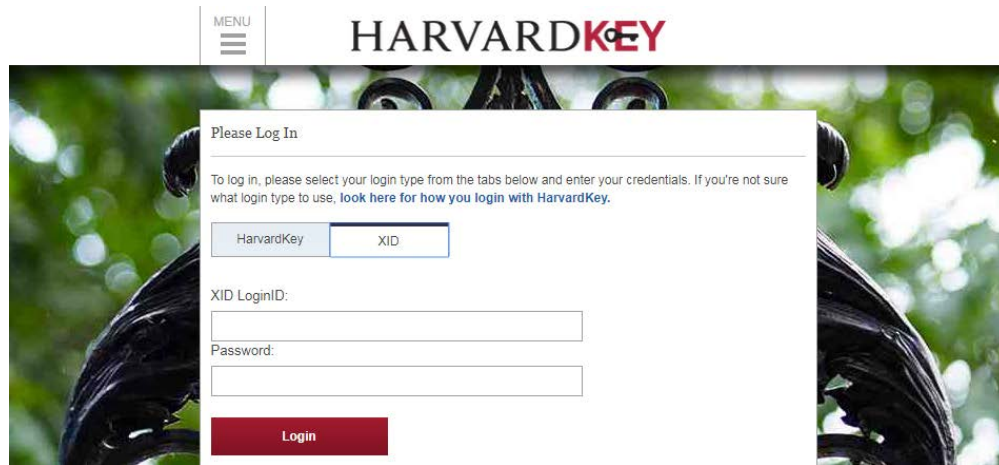
Enter your new password:

Confirm your new password:

- After you set up your password and challenge question, you will be taken to this screen. **PLEASE WAIT 24 HOURS BEFORE LOGGING INTO CARAT.**



- 24 hours after activating your XID**, you may login to CARAT [here](#). Please toggle to the “XID” tab on the log-in page. (Make sure that it says “XID LoginID”). You can enter the email address and password that you provided when requesting an XID.



- When you are able to successfully log-in to CARAT, you will be taken to the below page. Please fill out the requested information. (Please enter N/A when asked for “Visa Type”)

**Your profile is missing some essential elements. Please verify that your information is up to date and complete, so that your application can be given proper consideration.**

### Profile Instructions

- Please take a moment to review and provide any information below - click the 'Save My Changes' button below when finished.
- This information will be included in all your CARAT applications upon submission.
- Any information you enter directly on this form will only be updated in CARAT, and "not" in any other Harvard online systems.

XID

### Personal Information

Current Status

\* Please select the most appropriate:  Undergraduate Student  Graduate Student  Harvard Alumni  Other

Bio

Name: Kang, Jee Soo  
 ID: aa03dhow  
 \* Birthdate:   
 \* Nationality: Please select your country of nationality  
 Permanent Resident?:   
 Visa Type: N/A  
 \* Race/Ethnicity: Please select all that apply  
 Black or African American  
 Asian  
 Hispanic  
 American Indian or Alaska Native  
 Native Hawaiian or Pacific Islander  
 White  
 Not Specified

Contact Info

\* Phone:  Phone is required  
 \* Email:  Email is required

Address

Line 1:   
 Line 2:   
 Line 3:   
 City:   
 State:   
 Postal/Zip Code:   
 Country: Please select Country

## Create new CARAT Application to Crossroads Program

Application Instructions

Funding Source    References    Additional Questions    File Uploads    Submission

**Primary purpose:** Other

**Application available as of:** 12 Midnight 3/06/2018

**Next deadline:** 11:59 PM 5/15/2018

Website: <https://southasiainstitute.harvard.edu/crossroads/>

Contact: Crossroads Program Team

Detailed Description

The mission of the Lakshmi Mittal South Asia Institute, Harvard University (SAI), is to facilitate interdisciplinary dialogues and knowledge exchange between the highest levels of academia and people of South Asia. This takes many forms including collaborative research, symposiums, workshops and training programs. In keeping with SAI's mission and track record of managing and delivering interfaculty trainings, SAI is continuing a program designed to introduce accomplished, motivated students of South Asia to Harvard University and unleashing possibilities for academic growth of young adults for whom such opportunities may appear to be out of reach.

Many nations of Africa, the Middle East, and South Asia are underrepresented within the Harvard community. Students from these countries may often be the first in their family to achieve a college education and may face socioeconomic obstacles that discourage application to postgraduate schools.

The Crossroads Summer Program offers a multi-disciplinary learning opportunity to students selected for this program. A cohort of 60 students will be selected for the program in September 2018. The program will take place in Dubai.

A multi-disciplinary collection of Harvard faculty will deliver a 4-day curriculum that would include some combination of case studies, small discussion groups, discussion on potential career paths, and information on applying to Harvard.

Submission Materials:

- This Online Application form
- Resume\*
- Academic transcript\* official or unofficial document showing the students grades.
- A personal statement of 600 words or less describing why you are applying for this program\* Documents must be in English, double-spaced, and in 12-point size font.
- Two letters of recommendation uploaded directly to CARAT.\* Letters should offer insight into the students academic achievements and their ability to take on challenges. Letters must be in English

10. After you update and save your information on CARAT, you can then apply for Crossroads through this [link](#).

Please consult the [Frequently Asked Questions](#) page before reaching out to us with any questions. If you have any further questions, please direct them to [hucrossroads@gmail.com](mailto:hucrossroads@gmail.com).